VILLAGE OF GLENCOE
FINANCE COMMITTEE

Regular Meeting
Village Hall Conference Room
675 Village Court

Thursday, March 19, 2015
6:30 pm

A G E N D A

The Village of Glencoe is subject to the requirements of the Americans with Disabilities Act of 1990. Individuals with disabilities who plan to attend this meeting and who require certain accommodations in order to allow them to observe and/or participate in this meeting, or who have questions regarding the accessibility of the meeting or the facilities, are requested to contact the Village of Glencoe at least 72 hours in advance of the meeting at (847) 835-4114, or please contact the Illinois Relay Center at (800) 526-0844, to allow the Village of Glencoe to make reasonable accommodations for those persons.

1. CALL TO ORDER AND ROLL CALL

   Bruce Cowans, Chairman
   Lawrence Levin, Village President
   Andrew Hayek
   Barbara Miller
   Scott Pearce
   Joel Solomon
   Dale Thomas

2. PUBLIC COMMENT TIME

3. REVIEW OF MONTHLY FINANCIAL REPORTS

4. OTHER BUSINESS

5. ADJOURNMENT

MEMORANDUM

DATE: March 11, 2015

TO: Philip A. Kiraly, Village Manager

FROM: David A. Clark, Director of Finance DAC

SUBJECT: February 2015 Treasurer's Report

The following is a summary of the February 2015 financial activity by fund which highlights certain unaudited revenue and expenditures for the past month and year-to-date, representing approximately 100% of the fiscal year. Below is a summary of financial performance during the month of January and year-to-date. The table below is color coded as follows:

Positive (Green) – Revenue have exceeded expectations or expenditures lower than anticipated.
Expected (Blue) – Revenues and expenditures are within a reasonable range of predictions.
Negative (Red) – Revenues are less than forecasted or expenditures are higher than projected.

GENERAL FUND

Current month and year-to-date performance is as expected. There are continued positive variances in sales tax, state income tax and utility tax compared to prior year to date, but all still within budgetary expectations and not specifically noteworthy.

Item	Total To Date	Current Month	Year to Date
General Fund Total Revenue	16,517,609	Positive	Positive
General Fund Operating Expenditures	14,562,812	Expected	Expected
General Fund Capital Expenditures	1,280,565	Expected	Expected
Property Taxes	8,910,296	Expected	Expected
Sales Tax	2,056,372	Positive	Positive
Building Permits	1,390,585	Positive	Positive
State Income Tax (Lag = 2 Month)	835,173	Expected	Expected
Utility Tax	1,226,153	Positive	Positive
Fund On Target?		Expected	Expected

WATER FUND

Current month and year-to-date performance is down from monthly expected and year-to-date expected due to lower than expected water sales. However, fund is well above the minimum fund balance target, and expenditures are lower than expected.

Item	Total To Date	Current Month	Year to Date
Water Fund Operating Revenue	1,771,275	Negative	Negative
Water Fund Operating Expenditures	1,658,023	Expected	Expected
Water Sales	1,659,168	Negative	Negative
Fund On Target?		Expected	Expected

GARBAGE FUND

Current month and year-to-date performance is as expected.

Item	Total To Date	Current Month	Year to Date
Garbage Fund Operating Revenue	977,136	Expected	Expected
Garbage Fund Operating Expenditure	1,222,869	Expected	Expected
Garbage Fund Capital Expenditure	66,179	Expected	Expected
Fund On Target		Expected	Expected

REMAINING FUNDS

Debt Service Fund, Bond Construction Fund, Motor Fuel Tax Fund, and E911 Fund are all within their expected respective budgetary range of performance. However, E911 Fund is down to unexpected compuer equipment purchases.

Item	Total Excess (Deficit)	Current Month	Year to Date
Debt Service Fund	(38,568)	Expected	Expected
Capital Project Fund	(3,912,814)	Expected	Expected
Motor Fuel Tax Fund	189,733	Positive	Positive
E911 Fund	(142,865)	Negative	Negative

OTHER

Item	Current Month	Year to Date
PERSONNEL COSTS	Expected	Expected
CASH BALANCE (General, Garbage, Water)	Expected	Neutral
ACCOUNTS PAYABLE		
Village	565,530	
Golf	17,627	

VILLAGE OF GLENCOE
FUND SUMMARY REPORT

GENERAL FUND

Item	PYTD Actual	YTD Actual	YTD Expected	YTD Variance	Budget	Budget Variance	Rolling 12 Month
Total Revenue	16,477,195	16,517,609	15,707,498	810,111	15,707,498	810,111	16,517,609
Total Expense	15,812,922	16,584,728	16,622,575	(37,847)	16,622,575	(37,847)	16,584,728
Net	664,274	(67,119)	(915,077)	847,958	(915,077)	847,958	(67,119)
Cash Balance	5,723,445	5,396,195					
Cash Balance as % of Expense	36.2%	32.5%	32.5%				
Is this fund materially on target?	YES						
If no, how are we off target?	N/A						
Cash Balance as a % of Expenditure Budget	32%						

Selected Revenue Variance Items	PYTD Actual	YTD Actual	YTD Expected	YTD Variance	Budget	Budget Variance	Rolling 12 Month
Permits	1,473,782	1,390,585	963,070	427,515	963,070	427,515	1,390,585
Property Tax	8,611,657	8,910,296	8,891,126	19,170	8,891,126	19,170	8,910,296
Income Tax	843,471	835,173	811,000	24,173	811,000	24,173	835,173
Sales Tax	1,942,829	2,056,372	1,813,870	242,502	1,813,870	242,502	2,056,372
Utility Tax	1,156,935	1,226,153	1,086,068	140,085	1,086,068	140,085	1,226,153
Total Selected Revenue Variance	**14,028,674**	**14,418,579**	**13,565,134**	**853,445**	**13,565,134**	**853,445**	**14,418,579**

Selected Expense Variance Items (1)	PYTD Actual	YTD Actual	YTD Expected	YTD Variance	Budget	Budget Variance	Rolling 12 Month
Personnel	11,770,171	11,567,786	11,497,148	70,638	11,497,148	70,638	11,567,786
Operating (Non Personnel)	2,865,260	2,995,026	2,991,527	3,499	2,991,527	3,499	2,995,026
Capital	591,310	1,280,565	1,383,900	(103,335)	1,383,900	(103,335)	1,280,564.65
Total Selected Expense Variance	**15,226,740**	**15,843,377**	**15,872,575**	**(29,198)**	**15,872,575**	**(29,198)**	**15,843,377**

Note
(1) Excluding encumbrances.

Operating Including Personnel	14,635,430	14,562,812	14,488,675	74,137	14,488,675	74,137	14,562,812

VILLAGE OF GLENCOE
FUND SUMMARY REPORT

WATER FUND

Item	PYTD Actual	YTD Actual	YTD Expected	YTD Variance	Budget	Budget Variance	Rolling 12 Month
Total Revenue	2,173,414	1,900,480	2,168,848	(268,368)	2,168,848	(268,368)	1,900,480
Total Expense	1,851,155	1,993,160	2,101,639	(108,479)	2,101,639	(108,479)	1,993,160
Net	322,259	(92,680)	67,209	(159,889)	67,209	(159,889)	(92,680)
Cash Balance	1,874,794	1,742,242					
Cash Balance as % of Expense	101.3%	87.4%	82.9%				
Is this fund materially on target?	YES						
If no, how are we off target?	N/A						

Cash Balance as a % of Expenditure Budget 83%

Selected Revenue Variance Items	PYTD Actual	YTD Actual	YTD Expected	YTD Variance	Budget	Budget Variance	Rolling 12 Month
Water Sales	2,058,049	1,777,500	2,075,148	(297,648)	2,075,148	(297,648)	1,777,500
Meter Sales	26,599	32,122	14,000	18,122	14,000	18,122	32,122
Total Selected Revenue Variance	**2,084,648**	**1,809,622**	**2,089,148**	**(279,526)**	**2,089,148**	**(279,526)**	**1,809,622**

Selected Expense Variance Items (1)	PYTD Actual	YTD Actual	YTD Expected	YTD Variance	Budget	Budget Variance	Rolling 12 Month
Personnel	1,145,173	1,187,857	1,150,171	37,686	1,150,171	37,686	1,187,857
Operating (Non Personnel)	574,399	632,742	723,488	(90,746)	723,488	(90,746)	632,742
Capital	89,322	129,581	185,000	(55,419)	185,000	(55,419)	129,581.08
Total Selected Expense Variance	**1,808,893**	**1,950,180**	**2,058,659**	**(108,479)**	**2,058,659**	**(108,479)**	**1,950,180**

Note
(1) Excluding encumbrances.

Operating Including Personnel	1,719,572	1,820,599	1,873,659	(53,060)	1,873,659	(53,060)	1,820,599

VILLAGE OF GLENCOE
FUND SUMMARY REPORT

GARBAGE FUND

Item	PYTD Actual	YTD Actual	YTD Expected	YTD Variance	Budget	Budget Variance	Rolling 12 Month
Total Revenue	1,475,202	1,422,808	1,481,277	(58,469)	1,481,277	(58,469)	1,422,808
Total Expense	1,407,217	1,332,028	1,362,464	(30,436)	1,362,464	(30,436)	1,332,028
Net	67,985	90,780	118,813	(28,033)	118,813	(28,033)	90,780
Cash Balance	118,958	237,438					
Cash Balance as % of Expense	8.5%	17.8%	17.4%				
Is this fund materially on target?	YES						
If no, how are we off target?	N/A						

Cash Balance as a % of Expenditure Budget 17%

Selected Revenue Variance Items	PYTD Actual	YTD Actual	YTD Expected	YTD Variance	Budget	Budget Variance	Rolling 12 Month
Garbage Fees	637,943	724,964	778,660	(53,696)	778,660	(53,696)	724,964
Transfer from General Fund	586,182	437,983	450,000	(12,017)	450,000	(12,017)	437,983
Recycling Fees	197,277	197,327	196,997	330	196,997	330	197,327
Yard Waste Fees	26,661	30,932	31,120	(188)	31,120	(188)	30,932
Total Selected Revenue Variance	**1,448,063**	**1,391,206**	**1,456,777**	**(65,571)**	**1,456,777**	**(65,571)**	**1,391,206**

Selected Expense Variance Items (1)	PYTD Actual	YTD Actual	YTD Expected	YTD Variance	Budget	Budget Variance	Rolling 12 Month
Personnel	610,384	698,448	646,261	52,187	646,261	52,187	698,448
Operating (Non Personnel)	558,160	524,421	599,723	(75,302)	599,723	(75,302)	524,421
Capital	196,411	66,179	73,500	(7,321)	73,500	(7,321)	66,179
Total Selected Expense Variance	**1,364,955**	**1,289,048**	**1,319,484**	**(30,436)**	**1,319,484**	**(30,436)**	**1,289,048**

Note
(1) Excluding encumbrances.

Operating Including Personnel	1,168,544	1,222,869	1,245,984	(23,115)	1,245,984	(23,115)	1,222,869

Village of Glencoe
RevEx Summary-Debt Service
For Period Ending 02/28/2015

Description	FY Mo.	FY Mo. Bud.	PY Mo.	FY YTD.	FY YTD Bud.	PY YTD.	FY Bud	Rolling 12 Mo.
Revenue								
INTEREST ON INVESTMENTS - 2005	2.14	1.64	2.96	194.74	400.00	219.55	400.00	194.74
INTEREST ON INVESTMENTS - 2009	10.95	25.52	14.78	994.19	1,400.00	1,097.48	1,400.00	994.19
INTEREST ON INVESTMENTS - 2012	1.07	0.63	1.38	96.72	46.00	102.64	46.00	96.72
PROP TAX INTEREST - 2005	0.00	0.04	0.81	3.30	10.00	4.80	10.00	3.30
PROP TAX INTEREST - 2009	0.00	0.13	4.14	16.90	30.00	24.07	30.00	16.90
PROP TAX INTEREST - 2012	0.00	0.00	0.39	1.65	0.00	2.26	0.00	1.65
PROPERTY TAX - 2005	328.85	910.20	944.27	229,475.46	222,000.00	231,290.13	222,000.00	229,475.46
PROPERTY TAX - 2009	1,678.69	4,744.55	4,720.22	1,171,413.46	1,157,208.00	1,156,176.68	1,157,208.00	1,171,413.46
PROPERTY TAX - 2012	163.28	755.28	441.48	113,941.60	185,000.00	108,137.81	185,000.00	113,941.60
Total Revenue	2,184.98	6,437.99	6,130.43	1,516,138.02	1,566,094.00	1,497,055.42	1,566,094.00	1,516,138.02
Operating Expense								
BANKING FEES	28.27	452.41	32.81	1,405.92	1,300.00	1,390.58	1,300.00	1,405.92
BOND ISSUANCE/MAINT EXP - 2005	0.00	0.00	0.00	750.00	225.00	225.00	225.00	750.00
BOND ISSUANCE/MAINT EXP - 2009	0.00	112.54	0.00	802.50	510.00	856.00	510.00	802.50
BOND ISSUANCE/MAINT EXP - 2012	0.00	0.00	0.00	428.00	0.00	0.00	0.00	428.00
INTEREST ON BONDS - 2005	0.00	0.00	0.00	13,812.50	13,813.00	20,475.00	13,813.00	13,812.50
INTEREST ON BONDS - 2009	0.00	0.00	0.00	127,507.50	127,508.00	147,107.50	127,508.00	127,507.50
INTEREST ON BONDS - 2012	0.00	0.00	0.00	185,000.02	185,000.00	178,319.46	185,000.00	185,000.02
PRINCIPAL ON BONDS - 2005	0.00	0.00	0.00	210,000.00	210,000.00	205,000.00	210,000.00	210,000.00
PRINCIPAL ON BONDS - 2009	0.00	0.00	0.00	1,015,000.00	1,015,000.00	980,000.00	1,015,000.00	1,015,000.00
Total Operating Expense	28.27	564.95	32.81	1,554,706.44	1,553,356.00	1,533,373.54	1,553,356.00	1,554,706.44
Oper. Excess (Deficit)	2,156.71	5,873.04	6,097.62	-38,568.42	12,738.00	-36,318.12	12,738.00	-38,568.42
Capital Expense								
Total Capital Expense	0.00	0.00	0.00	0.00	0.00	0.00	0.00	0.00
Total Excess (Deficit)	2,156.71	5,873.04	6,097.62	-38,568.42	12,738.00	-36,318.12	12,738.00	-38,568.42

Village of Glencoe
RevEx - Bond Construction
For Period Ending 02/28/2015

Description	FY Mo.	FY Mo. Bud.	FY Mo.	FY YTD.	FY YTD Bud.	PY YTD.	FY Bud	Rolling 12 Mo.
Revenue								
IMET EARNINGS - 2012	2,012.05	3,654.27	2,012.05	8,147.96	15,500.00	15,200.45	15,500.00	8,147.96
INTEREST ON INVESTMENTS - 2009	-651.96	1.88	-651.96	0.00	375.00	0.00	375.00	0.00
INTEREST ON INVESTMENTS - 2012	727.01	0.00	727.01	366.78	0.00	727.01	0.00	366.78
Total Revenue	2,087.10	3,656.15	2,087.10	8,514.74	15,875.00	15,927.46	15,875.00	8,514.74
Operating Expense								
Total Operating Expense	0.00	0.00	0.00	0.00	0.00	0.00	0.00	0.00
Oper. Excess (Deficit)	2,087.10	3,656.15	2,087.10	8,514.74	15,875.00	15,927.46	15,875.00	8,514.74
Capital Expense								
CIP SANITARY SEWERS - 2012	0.00	0.00	0.00	0.00	502,564.00	379,381.34	502,564.00	0.00
CIP SIDEWALKS - 2012	0.00	0.00	0.00	53,511.10	100,000.00	101,620.00	100,000.00	53,511.10
CIP STORM SEWER - 2012	225,845.23	0.00	225,845.23	2,922,839.82	2,300,000.00	3,522,445.19	2,300,000.00	2,922,839.82
CIP STREETS - 2012	750.00	0.00	750.00	944,978.27	1,000,000.00	990,299.83	1,000,000.00	944,978.27
Total Capital Expense	226,595.23	0.00	226,595.23	3,921,329.19	3,902,564.00	4,993,746.36	3,902,564.00	3,921,329.19
Total Expenditure	226,595.23	0.00	226,595.23	3,921,329.19	3,902,564.00	4,993,746.36	3,902,564.00	3,921,329.19
Total Excess (Deficit)	-224,508.13	3,656.15	-224,508.13	-3,912,814.45	-3,886,689.00	-4,977,818.90	-3,886,689.00	-3,912,814.45

Village of Glencoe
RevEx Summary-Motor Fuel Tax
For Period Ending 02/28/2015

Description	FY Mo.	FY Mo. Bud.	PY Mo.	FY YTD.	FY YTD Bud.	PY YTD.	FY Bud	Rolling 12 Mo.
Revenue								
INTEREST ON INVESTMENTS	72.27	42.18	46.88	734.32	500.00	436.13	500.00	734.32
MOTOR FUEL TAX ALLOTMENTS	20,644.39	16,647.51	22,058.45	293,604.96	216,000.00	256,016.28	216,000.00	293,604.96
Total Revenue	20,716.66	16,689.69	22,105.33	294,339.28	216,500.00	256,452.41	216,500.00	294,339.28
Operating Expense								
BANKING FEES	89.54	85.33	72.48	962.64	700.00	575.30	700.00	962.64
MISC. STREET MAINTENANCE	0.00	0.00	0.00	27,337.44	20,000.00	19,800.00	20,000.00	27,337.44
TRAFFIC SIGNAL EQUIPMENT	0.00	0.00	0.00	0.00	25,000.00	0.00	25,000.00	0.00
TRANSFER TO GENERAL FUND	2,686.25	2,686.25	2,641.00	32,235.00	32,235.00	31,692.00	32,235.00	32,235.00
Total Operating Expense	2,775.79	2,771.58	2,713.48	60,535.08	77,935.00	52,067.30	77,935.00	60,535.08
Oper. Excess (Deficit)	17,940.87	13,918.11	19,391.85	233,804.20	138,565.00	204,385.11	138,565.00	233,804.20
Capital Expense								
CIP STREETS	595.00	0.00	0.00	44,071.50	75,000.00	0.00	75,000.00	44,071.50
Total Capital Expense	0.00	0.00	0.00	0.00	0.00	0.00	0.00	0.00
Total Expenditure	3,370.79	2,771.58	2,713.48	104,606.58	152,935.00	52,067.30	152,935.00	104,606.58
Total Excess (Deficit)	17,345.87	13,918.11	19,391.85	189,732.70	63,565.00	204,385.11	63,565.00	189,732.70

Village of Glencoe
RevEx Summary-E911 Fund
For Period Ending 02/28/2015

Description	FY Mo.	FY Mo.Bud.	PY Mo.	FY YTD	FY YTD Bud.	PY YTD.	FY Bud.	Rolling 12 Mo.
Revenue								
CELLULAR 911 SURCHARGE	5,168.64	4,286.19	4,651.92	56,806.14	55,000.00	57,452.20	55,000.00	56,806.14
ENHANCED 911 SURCHARGE	6,987.42	7,803.83	6,764.59	85,861.78	90,880.00	89,975.78	90,880.00	85,861.78
INTEREST ON INVESTMENTS	40.62	48.18	64.48	590.13	750.00	699.08	750.00	590.13
Total Revenue	12,196.68	12,138.20	11,480.99	143,258.05	146,630.00	148,127.06	146,630.00	143,258.05
Operating Expense								
COMPUTER SOFTWARE MAINT	545.00	371.18	0.00	6,998.00	9,500.00	6,453.00	9,500.00	6,998.00
GENERAL EQUIPMENT R/M	0.00	0.00	0.00	0.00	1,000.00	0.00	1,000.00	0.00
ILL MUNI. RET. FUND	425.83	393.22	417.92	5,109.96	5,110.00	5,015.04	5,110.00	5,109.96
MEDICARE ONLY CONTRIB.	48.17	48.13	47.25	578.04	578.00	567.00	578.00	578.04
MISC COMPUTER EQUIPMENT	315.00	5,123.53	10,975.00	179,737.17	36,500.00	24,814.19	36,500.00	179,737.17
MISC CONTRACTUAL SERVICES	2,393.41	5,390.39	8,748.96	41,278.02	52,250.00	49,818.92	52,250.00	41,278.02
MISC RADIO EQUIPMENT	0.00	696.09	0.00	1,974.58	10,000.00	7,725.27	10,000.00	1,974.58
SALARIES - REGULAR	3,878.67	3,878.63	3,802.58	46,544.04	46,544.00	45,630.96	46,544.00	46,544.04
SOCIAL SECURITY ADMIN.	205.17	205.13	201.17	2,462.04	2,462.00	2,414.04	2,462.00	2,462.04
TELECOM/INTERNET SERV.	107.85	1,100.25	99.85	1,441.00	5,020.00	1,201.80	5,020.00	1,441.00
Total Operating Expense	7,919.10	17,206.55	24,292.73	286,122.85	168,964.00	143,640.22	168,964.00	286,122.85
Oper. Excess (Deficit)	4,277.58	-5,068.35	-12,811.74	-142,864.80	-22,334.00	4,486.84	-22,334.00	-142,864.80
Capital Expense								
BUILDING IMPROVEMENTS	0.00	0.00	0.00	0.00	10,000.00	0.00	10,000.00	0.00
DATA PROCESSING EQUIPMENT	0.00	0.00	0.00	0.00	15,000.00	14,457.00	15,000.00	0.00
Total Capital Expense	0.00	0.00	0.00	0.00	25,000.00	14,457.00	25,000.00	0.00
Total Expense	7,919.10	17,206.55	24,292.73	286,122.85	193,964.00	158,097.22	193,964.00	286,122.85
Total Excess (Deficit)	4,277.58	-5,068.35	-12,811.74	-142,864.80	-47,334.00	-9,970.16	-47,334.00	-142,864.80

Village of Glencoe
Personnel Cost Report
For Period Ending 02/28/2015

	FY Mo	FY Mo Bud	PY Mo	FY YTD	FY YTD BUD	+/- Bud	PY YTD	+/- PY	FY Bud	12 Mo
Salaries										
Salaries - Regular	619,549.72	645,406.96	600,454.12	7,827,162.77	7,994,422.00	167,259.23	7,649,498.68	177,664.09	7,994,422.00	7,827,162.77
Salaries - RHS Pay	86,139.69	0.00	0.00	126,197.74	84,670.00	-41,527.74	318,824.51	-192,626.77	84,670.00	126,197.74
Salaries - Temporary	26,069.76	25,482.85	24,246.66	324,790.21	341,900.00	17,109.79	327,105.11	-2,314.90	341,900.00	324,790.21
Overtime	79,840.14	63,910.21	117,285.41	1,013,718.08	642,179.00	-371,539.08	905,236.50	108,481.58	642,179.00	1,013,718.08
Special Duty Overtime	720.28	1,623.05	1,038.48	32,145.30	43,456.00	11,310.70	43,361.19	-11,215.89	43,456.00	32,145.30
Total Salaries	812,319.59	736,423.07	743,024.67	9,324,014.10	9,106,627.00	-217,387.10	9,244,025.99	79,988.11	9,106,627.00	9,324,014.10
Benefits										
Employee Benefits	126,954.33	129,760.13	127,762.19	1,545,791.91	1,571,112.00	25,320.09	1,510,307.05	35,484.86	1,571,112.00	1,545,791.91
PSEBA Benefits	3,008.47	2,856.24	2,943.44	35,451.34	33,971.00	-1,480.34	35,514.28	-62.94	33,971.00	35,451.34
Total Benefits	129,962.80	132,616.37	130,705.63	1,581,243.25	1,605,083.00	23,839.75	1,545,821.33	35,421.92	1,605,083.00	1,581,243.25
Pension Cost - Not Annuities										
Social Security	25,654.32	26,534.11	27,982.46	309,182.27	305,252.00	-3,930.27	305,747.33	3,434.94	305,252.00	309,182.27
Medicare	9,773.19	9,547.13	9,960.03	123,057.00	118,477.00	-4,580.00	117,641.02	5,415.98	118,477.00	123,057.00
IMRF	46,772.90	52,582.12	52,750.36	593,964.44	641,834.00	47,869.56	612,779.46	-18,815.02	641,834.00	593,964.44
Police Pension	385,617.68	6,052.88	592,126.41	1,482,314.00	1,476,314.00	-6,000.00	1,652,932.00	-170,618.00	1,476,314.00	1,482,314.00
Fire Pension	2,385.46	371.82	2,411.07	85,135.80	90,687.00	5,551.20	94,446.11	-9,310.31	90,687.00	85,135.80
Total Pension Cost	470,203.55	95,088.06	685,230.33	2,593,653.51	2,632,564.00	38,910.49	2,783,545.92	-189,892.41	2,632,564.00	2,593,653.51
Grand Total	1,412,485.94	964,127.50	1,558,960.63	13,498,910.86	13,344,274.00	-154,636.86	13,573,393.24	-74,482.38	13,344,274.00	13,498,910.86

CASH AND BALANCE SHEET INFORMATION

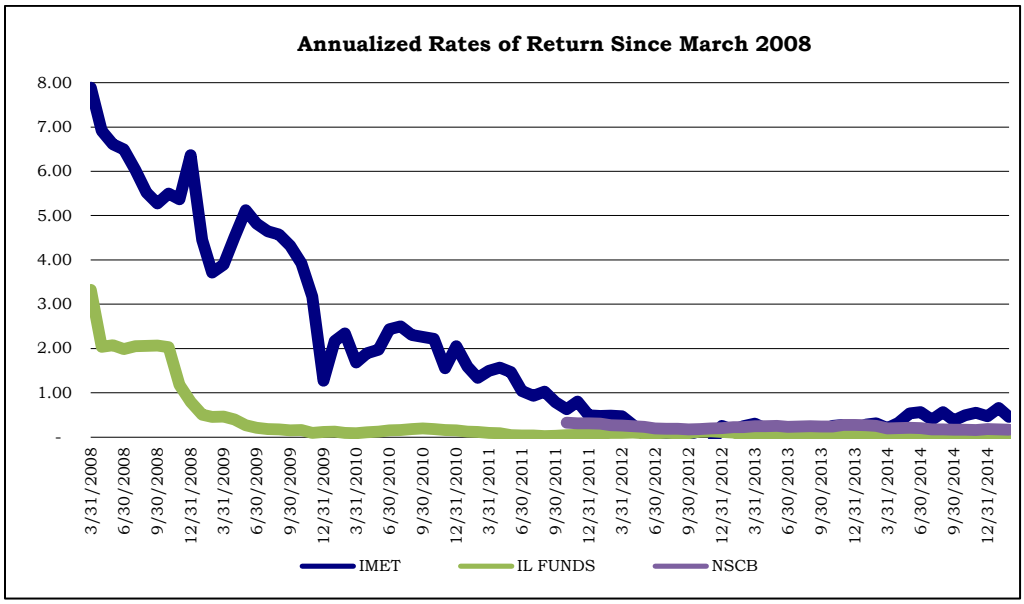

RATES	***February-14***		***February-15***
Cash Interest Rate (NSCB)	0.17%	0.17%	7,122,305
IMET Annualized Rate 1-3 Yr	0.31%	0.46%	1,745,138
Illinois Funds Rate	0.01%	0.02%	12,147
			8,879,590

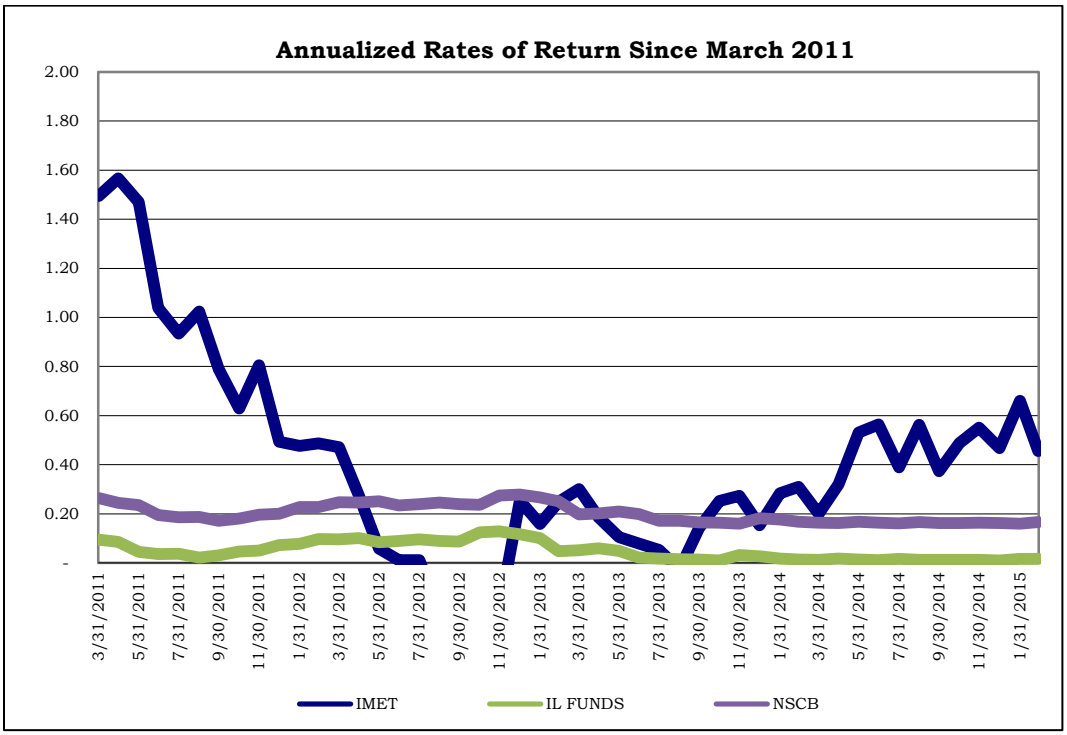

Revenue Trend Analysis

Item	Through February 2014 12 Mo	Through February 2015 12 Mo	% Change from PY14 Mo.	FY15 Bud	FY15 Prj (1)	Prj as % of Budget
Water Sales	2,056,659	1,776,508	-13.6%	2,073,748	1,776,508	85.7%
Utility Tax	702,470	849,186	20.9%	668,490	849,186	127.0%
Income Tax (2)	876,356	835,173	-4.7%	811,000	835,173	103.0%
Telecommunications Tax	412,409	376,966	-8.6%	417,578	376,966	90.3%
Sales Tax	1,765,402	1,888,862	7.0%	1,675,000	1,888,862	112.8%
Use Tax	147,542	167,511	13.5%	138,870	167,511	120.6%
Pers. Prop. Replacement	85,297	82,415	-3.4%	70,000	82,415	117.7%
Commuter Lot Fees	102,946	105,806	2.8%	106,000	105,806	99.8%
Building Permit Fees	1,348,955	1,284,403	-4.8%	850,000	1,284,403	151.1%
Cable TV Tax	213,897	227,233	6.2%	216,300	227,233	105.1%
Motor Fuel Tax	253,193	293,605	16.0%	216,000	293,605	135.9%
E911 Surcharge	90,491	85,862	-5.1%	90,880	85,862	94.5%
Cellular 911 Surcharge	57,452	56,806	-1.1%	55,000	86,806	157.8%
Total Selected Items	8,113,069	8,030,336	-1.0%	7,388,866	8,060,336	109.1%

Note

(1) FY15 Projected is year-to-date revenue plus remaining monthly revenue budget.

(2)

Income Tax Due to Village	
Month	Amount Due
February	106,019
January	71,058
Total	177,077

(3) Revenue Impact By Fund

Fund	Through February 2014 12 Mo	Through February 2015 12 Mo	% Change from PY12 Mo.	FY15 Bud	FY15 Prj (1)	Prj as % of Budget
General	5,655,274	5,817,555	2.9%	4,953,238	5,817,555	117.4%
Water	2,056,659	1,776,508	-13.6%	2,073,748	1,776,508	85.7%
MFT	253,193	293,605	16.0%	216,000	293,605	135.9%
E911	147,943	142,668	-3.6%	145,880	172,668	118.4%
	8,113,069	8,030,336	-1.0%	7,388,866	8,060,336	109.1%

Village of Glencoe

Balance Sheet for Governmental and Proprietary Funds (1)
For Period Ending 2/28/2015

	General Fund	Water Fund	Garbage Fund	Debt Service	Capital Projects	E911, MFT & CBG Combined	Total
Assets							
Current Assets							
Cash and Cash Equivalents	5,396,195.37	1,742,242	237,438	413,266.40	63,963.72	844,790.83	8,697,896.20
Cash On Hand	1,025.00	0.00	0.00	0.00	0.00	0.00	1,025.00
Accounts Receivable	158,002.09	165,159.88	112,452.69	0.00	0.00	0.00	435,614.66
Property Tax Receivable	7,579,217.59	0.00	0.00	1,346,881.76	0.00	0.00	8,926,099.35
Other Receivable	366,997.07	36,842.00	55,267.20	0.00	0.00	0.00	459,106.27
Interfund Receivable	1,866,800.20	0.00	0.00	0.00	0.00	0.00	1,866,800.20
Inventory	(7,434.54)	49,490.00	(6,615.20)	0.00	0.00	0.00	35,440.26
Prepaid	131,591.76	15,906.66	23,585.84	0.00	0.00	0.00	171,084.26
Other Taxes Receivable	863,665.07	0.00	0.00	0.00	0.00	21,441.28	885,106.35
Total Current Assets	16,356,059.61	2,009,640.09	422,128.86	1,760,148.16	63,963.72	866,232.11	21,478,172.55
Total Assets	16,356,059.61	2,009,640.09	422,128.86	1,760,148.16	63,963.72	866,232.11	21,478,172.55
Liability							
Current Liabilities							
Employee Withholdings	5,851.89	0.00	0.00	0.00	0.00	0.00	5,851.89
Accounts Payable	226,893.36	42,106.17	1,730.69	0.00	6,395.00	1,822.00	278,947.22
Other Payables	1,151,814.92	16,757.07	7,066.34	0.00	207,614.45	0.00	1,383,252.78
Current Accrued Leave	0.00	83,239.48	0.00	0.00	0.00	0.00	83,239.48
Debt Service Payable	0.00	2,958,015.83	0.00	0.00	0.00	0.00	2,958,015.83
Deferred Revenue	9,290,350.00	0.00	0.00	1,642,405.00	0.00	0.00	10,932,755.00
Interfund Payables	10,000.00	0.00	0.00	0.00	0.00	0.00	10,000.00
Total Current Liabilities	10,684,910.17	3,100,118.55	8,797.03	1,642,405.00	214,009.45	1,822.00	15,652,062.20
Long-Term Liabilities							
Total Non-Current Payables	0.00	150,973.98	0.00	0.00	0.00	0.00	150,973.98
Total Long-Term Liabilities	0.00	150,973.98	0.00	0.00	0.00	0.00	150,973.98
Total Liability	10,684,910.17	3,251,092.53	8,797.03	1,642,405.00	214,009.45	1,822.00	15,803,036.18
Current Equity							
Total Current Equity	5,671,149.44	3,867,805.77	413,331.83	117,743.16	(150,045.73)	864,410.11	10,784,394.58
Total of Liabilities and Fund balances	16,356,059.61	2,009,640.09	422,128.86	1,760,148.16	63,963.72	866,232.11	21,478,172.55

Note
(1) Excludes fixed assets, depreciation of assets, General Long Term Debt Account Group (GLTDAG) and General Fixed Assets Account Group (GFAAG).

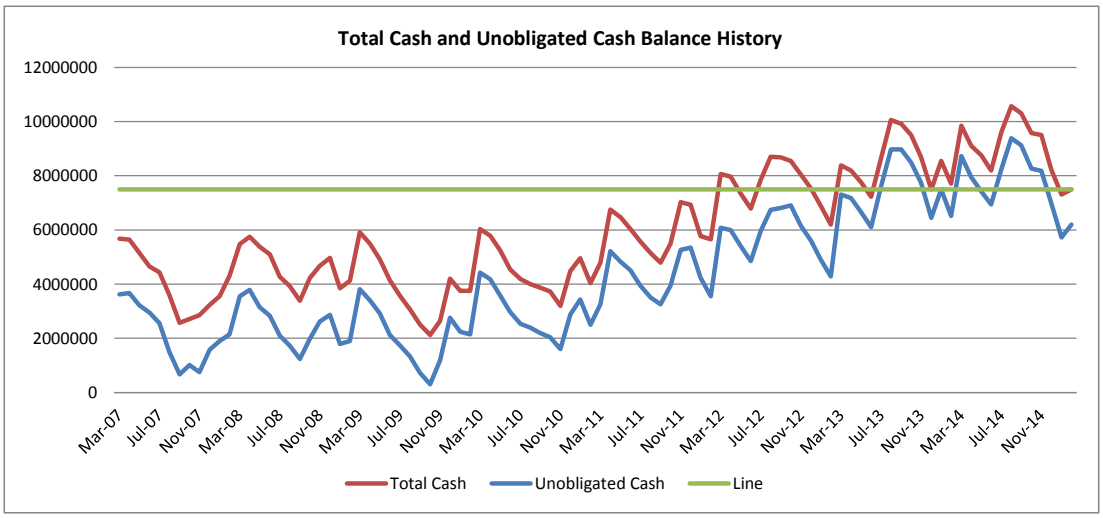

Cash balances only include the following funds: General, Water and Garbage Fund.

Payroll Disbursements / Employee Reimbursements

Personnel Cost - All Funds	YTD Actual	YTD Expected	Difference	Annual Budget	Refer To
Salaries	9,324,014	9,106,627	217,387	9,106,627	Personnel Cost Report
Benefits	1,460,362	1,605,083	-144,721	1,605,083	
Pension Cost- Not Annuities	2,593,654	2,632,564	-38,910	2,632,564	
Total Excess (Deficit)	13,378,030	13,344,274	33,756	13,344,274	

*Overtime is $371,539 greater than year-to-date expected of $642,179.

Vendor	**Amount**	**Description**
WILLIAM SAKAS	922.50	LESSON COMMISSIONS 02/12/15-02/25/15
GEOFF LOUND	610.89	LESSON COMMISSIONS 02/12/15-02/25/15
CAESAR NORIEGA	550.00	ZBA & VB MEETING TAPING, STREAMING & ARCHIVING
NICHOLAS LOPRESTI	500.00	MONTHLY MEDICARE REIMBURSEMENT
NORRI DOWLING	209.80	MICROFICH COPIES OF PLANS FOR WATER SYSTEM STUDY
TIFFANY WHALEN	159.88	INVESTIGATIONS UNIT UNIFORM ITEM
MARK SHIEL	40.00	TRAINING COURSE
JULIE FREUND	10.00	LUNCH REIMBURSEMENT
KATHERINE SWEENEY	8.95	LUNCH REIMBURSEMENT
	$ 3,012.02	

Check Register
(Village)

February Expense Summary (Village)

		Totals
Village Check and EFT Total	**$**	**565,530.22**

Bank Transfers - Detail

Village

Payroll Expenses

Date	Description	Amount
2/15/2015	Federal Taxes	85,111.00
2/15/2015	State Taxes	11,792.41
2/15/2015	ICMA	15,731.70
2/15/2015	ROTH	2,815.00
2/15/2015	Police Pension	13,151.15
2/28/2015	Federal Taxes	78,837.36
2/28/2015	State Taxes	11,246.01
2/28/2015	ICMA	15,448.37
2/28/2015	ROTH	2,865.00
2/28/2015	Police Pension	13,151.15
2/28/2015	IMRF	65,015.42
	Payroll Total	**315,164.57**
IPBC-Insurance (Village and Golf)		**181,693.72**
Flexible Spending and Child Care		
2/15/2015	Employee Benefits Corp	1,295.73
2/28/2015	Employee Benefits Corp	1,023.26
	FSA & Child Care Total	**2,318.99**

Village Bank Transfer Total	**$**	**499,177.28**
Village Grand Total (Checks, EFT, Bank Transfers)	**$**	**1,064,707.50**

VILLAGE OF GLENCOE
CHECK REGISTER SUMMARY
February 2015

Check	Vendor	Amount	Date
0	IPBC-INTERGOV.PERSONNEL BENEFITS COOPERATIVE	181,693.72	02/02/2015
124486	CURRIE MOTORS FRANKFORT	58,335.00	03/19/2015
124447	MARK MEADE EXCAVATORS, INC.	25,771.25	02/27/2015
124460	CURRIE MOTORS FRANKFORT	25,589.00	02/28/2015
124480	COMCAST CABLE COMMUNICATIONS MANAGEMENT, LLC	20,000.00	03/19/2015
124520	MORTON SALT, INC.	17,797.77	03/19/2015
124544	SAL CHEMICAL COMPANY, INC.	17,212.60	03/19/2015
124417	LINDCO EQUIPMENT SALES, INC.	10,246.00	02/20/2015
124458	DELTA DENTAL PLAN OF ILLINOIS	9,061.07	03/01/2015
124475	CDS OFFICE TECHNOLOGIES	8,790.00	03/19/2015
124467	AMERICAN SURVEYING & ENGINEERING, P.C.	6,395.00	03/19/2015
124408	CALL ONE	5,729.76	02/20/2015
124482	CONSTELLATION NEWENERGY, INC	5,645.62	03/19/2015
124540	R.A. ADAMS ENTERPRISES, INC.	5,045.00	03/19/2015
124557	UNION PACIFIC RAILROAD CO	5,035.11	03/19/2015
124485	CROWN CASTLE SERVICES - MIDWEST	5,000.00	03/19/2015
124493	FMHC CORP.	5,000.00	03/19/2015
124498	GOODMAN NETWORKS	5,000.00	03/19/2015
124521	MUNICIPAL GIS PARTNERS, INC.	4,745.83	03/19/2015
124548	SEWER EQUIPMENT CO. OF AMERICA	4,160.73	03/19/2015
124525	NORTH REGIONAL MAJOR CRIMES TASK FORCE	4,100.00	03/19/2015
124538	PROMOS 911, INC.	4,010.55	03/19/2015
124456	STATE DISBURSEMENT UNIT	3,986.69	02/28/2015
124465	ALLAN J. COLEMAN CO.	3,551.76	03/19/2015
124550	SHI INTERNATIONAL CORP	3,057.00	03/19/2015
124488	EJ EQUIPMENT, INC.	2,919.82	03/19/2015
124462	ACROSS THE STREET PRODUCTIONS	2,695.00	03/19/2015
124514	LINDCO EQUIPMENT SALES, INC.	2,414.66	03/19/2015
124556	TRANSPORTATION SUPPLY	2,392.00	03/19/2015
124468	AT&T MOBILITY	2,269.58	03/19/2015
124499	GRAINGER PARTS	2,216.50	03/19/2015
124535	PERSONNEL STRATEGIES, LLC	2,200.00	03/19/2015
124425	BUSINESS OFFICE SYSTEMS	2,185.50	02/27/2015
124497	GASAWAY DISTRIBUTORS, INC	2,137.50	03/19/2015
124545	SAMSEL SUPPLY COMPANY	2,115.00	03/19/2015
124437	MARTIN IMPLEMENT SALES, INC.	2,081.75	02/27/2015
124489	F J KERRIGAN PLUMBING CO. INC	2,040.00	03/19/2015
124500	HACH COMPANY	1,848.92	03/19/2015
124529	NORTH SHORE GAS	1,756.19	03/19/2015
124469	BERNTSEN INTERNATIONAL, INC.	1,649.63	03/19/2015
124510	KAREN AND MICHAEL MASON	1,500.00	03/19/2015
124541	RAY O'HERRON COMPANY, INC.	1,461.54	03/19/2015
124560	WELCH BROS., INC.	1,452.00	03/19/2015
124534	OFFICE TRAINING SERVICES, INC.	1,400.00	03/19/2015
124412	DIRECT RESPONSE RESOURCE	1,300.00	02/20/2015
124549	SHERIDAN AUTO PARTS	1,204.78	03/19/2015
124424	AT&T	1,154.93	02/27/2015
124555	THE MULCH CENTER	1,120.00	03/19/2015
124508	JENNIFER PARKINSON	1,000.00	03/19/2015
124443	STATE FARM	916.00	02/27/2015
124478	CINTAS CORPORATION #22	877.88	03/19/2015

Check	Vendor	Amount	Date
124481	CONSERV FS INC	854.94	03/19/2015
124519	MEADE, INC.	777.81	03/19/2015
124455	PROVIDENT LIFE & ACCIDENT INSURANCE CO	654.06	02/28/2015
124561	ZIEBELL WATER SERVICE PRODUCTS INC	644.02	03/19/2015
124531	NORTHSHORE OMEGA	606.00	03/19/2015
124504	INDUSTRIAL DOOR COMPANY, INC.	599.00	03/19/2015
124492	FIRST CHOICE COFFEE SERVICES	580.28	03/19/2015
124523	NCC-PETERSON PRODUCTS	575.09	03/19/2015
124441	POSTMASTER GLENCOE	560.15	02/27/2015
124474	CAESAR NORIEGA	550.00	03/19/2015
124476	CERTIFIED POWER, INC.	546.48	03/19/2015
124533	OFFICE DEPOT	523.14	03/19/2015
124452	IL FRATERNAL ORDER OF POLICE LABOR COUNCIL, INC.	514.00	02/28/2015
124464	ALL AMERICAN UNIFORMS & SUPPLY, INC	512.51	03/19/2015
124431	GORDON FLESCH COMPANY, INC.	512.47	02/27/2015
124518	MCHENRY ANALYTICAL WATER LABORATORY, INC.	500.00	03/19/2015
124454	NEW TRIER FEDERAL CREDIT UNION	500.00	02/28/2015
124442	PRIORITY DISPATCH CORPORATION	500.00	02/27/2015
124506	INTERNATIONAL S/P LOCKSMITHS	494.00	03/19/2015
124420	PETER BAKER & SON CO.	462.00	02/20/2015
124418	MURPHY & MILLER, INC.	459.00	02/20/2015
124502	ILLINOIS FIRE CHIEFS ASSOCIATION	450.00	03/19/2015
124448	AFSCME COUNCIL 31	432.25	02/28/2015
124553	SUNGARD PUBLIC SECTOR INC.	430.63	03/19/2015
124503	ILLINOIS FIRE INSPECTORS ASSOCIATION	425.00	03/19/2015
124445	VERIZON WIRELESS	416.53	02/27/2015
124528	NORTH SHORE GAS	409.31	03/19/2015
124536	PETER BAKER & SON CO.	405.60	03/19/2015
124491	FILTER SERVICES, INC.	396.00	03/19/2015
124496	GALLS, LLC	383.51	03/19/2015
124494	FULLIFE SAFETY CENTER	376.76	03/19/2015
124457	WISCONSIN DEPARTMENT OF REVENUE	363.70	02/28/2015
124543	SAFETY KLEEN SYSTEMS, INC.	358.70	03/19/2015
124513	LIFESAVERS CONFERENCE, INC.	350.00	03/19/2015
124415	IDLEWOOD ELECTRIC SUPPLY INC.	337.70	02/20/2015
124453	NCPERS - IL IMRF	336.00	02/28/2015
124471	BIO-TRON, INC.	330.00	03/19/2015
124539	PROSAFETY, INC	318.78	03/19/2015
124477	CHRIS ELECTRIC CORPORATION	315.45	03/19/2015
124422	SUPERIOR EQUIPMENT AND SUPPLY	315.00	02/20/2015
124515	LOSS PREVENTION CONSULTANTS	300.00	03/19/2015
124505	INLAND POWER GROUP	288.81	03/19/2015
124430	FIRST BANKCARD	287.18	02/27/2015
124552	STANDARD EQUIPMENT COMPANY	284.19	03/19/2015
124426	CITY OF HIGHLAND PARK	283.50	02/27/2015
124484	CROSSROADS SOFT CLOTH CAR WASH	278.00	03/19/2015
124487	DELFS JEEP	277.34	03/19/2015
124409	CHICAGO TRIBUNE	260.00	02/20/2015
124439	PETTY CASH	258.80	02/27/2015
124432	HOME DEPOT CREDIT SERVICES	249.74	02/27/2015
124466	ALPHA PRIME COMMUNICATIONS	225.00	03/19/2015
124507	INTERSTATE BATTERY OF NORTHERN ILL	221.90	03/19/2015
124440	POSTMASTER	220.00	02/27/2015
124413	FIRST BANKCARD	215.42	02/20/2015
124459	NICHOLAS LOPRESTI	209.80	03/01/2015

Check	Vendor	Amount	Date
124461	ACE RADIATOR & AIR CONDITIONING	207.00	03/19/2015
124423	AMERICAN WATER WORKS ASSOCIATION	196.00	02/27/2015
124411	COST/COPY CONSULTANTS, INC.	178.10	02/20/2015
124509	JENNINGS CHEVROLET	164.22	03/19/2015
124501	HASTINGS AIR-ENERGY CONTROL, INC	160.95	03/19/2015
124444	TIFFANY S WHALEN	159.88	02/27/2015
124427	COMCAST CABLE	147.85	02/27/2015
124495	FUTURE AUTOMOTIVE WAREHOUSE	147.62	03/19/2015
124546	SAUBER MFG CO	141.68	03/19/2015
124421	SEWER EQUIPMENT CO. OF AMERICA	139.65	02/20/2015
124429	EMPLOYEE BENEFITS CORPORATION	139.25	02/27/2015
124414	FIRST BANKCARD	133.12	02/20/2015
124446	WAUKEGAN STEEL, LLC	131.80	02/27/2015
124547	SERVICE SANITATION, INC.	126.75	03/19/2015
124479	COLLEGE OF DUPAGE	125.00	03/19/2015
124435	JENNINGS CHEVROLET	106.22	02/27/2015
124524	NELL E.LEIBSON	105.97	03/19/2015
124559	W.S. DARLEY & COMPANY	102.95	03/19/2015
124428	COMCAST CABLE	102.85	02/27/2015
124554	TERMINAL SUPPLY COMPANY	96.15	03/19/2015
124416	ILLINOIS STATE POLICE	94.50	02/20/2015
124527	NORTH SHORE GAS	93.75	03/19/2015
124512	L3 COMMUNICATIONS MOBILE-VISION,INC	91.95	03/19/2015
124526	NORTH SHORE CLEANERS, INC.	89.00	03/19/2015
124551	SKOKIE VALLEY LAUNDRY & DRY CLEANER	86.95	03/19/2015
124472	BREDEMANN FORD IN GLENVIEW	69.14	03/19/2015
124438	MENONI & MOCOGNI, INC.	67.06	02/27/2015
124537	PETTY CASH	66.37	03/19/2015
124433	ICMA MEMBERSHIP RENEWALS	64.95	02/27/2015
124542	RUSSO'S POWER EQUIPMENT INC.	60.23	03/19/2015
124463	ALBANY, INC.	55.99	03/19/2015
124451	HELLER AND FRISONE, LTD	51.67	02/28/2015
124407	AT&T	50.00	02/20/2015
124490	FBI-LEEDA	50.00	03/19/2015
124532	NORTHWEST POLICE ACADEMY	50.00	03/19/2015
124483	CRAIN'S CHICAGO BUSINESS	45.00	03/19/2015
124517	MARK E. SHIEL	40.00	03/19/2015
124516	MAREK & ASSOCIATES	36.50	03/19/2015
124530	NORTH SHORE GAS	34.52	03/19/2015
124558	UNITED PARCEL SERVICE (UPS)	26.99	03/19/2015
124434	ILLINOIS SECRETARY OF STATE	25.00	02/27/2015
124522	MUTUAL SERVICES OF HIGHLAND PARK, INC.	24.55	03/19/2015
124470	BESS HARDWARE AND SPORTS	19.98	03/19/2015
124473	BURRIS EQUIPMENT COMPANY	19.98	03/19/2015
124450	BLITT AND GAINES, P.C.	19.02	02/28/2015
124449	ARTHUR B. ADLER AND ASSOCIATES, LTD.	16.55	02/28/2015
124410	COMCAST CABLE	14.72	02/20/2015
124419	NORRI DOWLING	13.90	02/20/2015
124436	JULIE FREUND	10.00	02/27/2015
124511	KATHERINE SWEENEY	8.95	03/19/2015
		$ 518,414.42	

VILLAGE OF GLENCOE
CHECK REGISTER SUMMARY (EFT)
February 2015

Check	Vendor	Amount	Date
1196	HOLLAND & KNIGHT LLP	8,716.70	03/19/2015
1184	IRMA INTERGOVERNMENTAL RISK MANAGEMENT AGENCY	6,402.54	02/27/2015
1187	CDW GOVERNMENT, INC.	4,837.41	03/19/2015
1210	TYMPANI INC.	3,465.00	03/19/2015
1191	FAMILY COUNSELING SERVICE OF GLENCOE	3,101.42	03/19/2015
1189	CLARK BAIRD SMITH LLP	2,892.75	03/19/2015
1197	INDUSTRIAL MARKETING & CONSULTING	2,552.46	03/19/2015
1199	MID AMERICAN WATER OF WAUCONDA, INC	2,500.73	03/19/2015
1202	MSDSONLINE, INC.	1,999.00	03/19/2015
1188	CHICAGO COMMUNICATIONS, LLC	1,227.00	03/19/2015
1200	MIDWEST METER, INC.	1,189.76	03/19/2015
1208	SMITH ECOLOGICAL SYSTEMS COMPANY	865.07	03/19/2015
1211	USABLUEBOOK	835.85	03/19/2015
1203	NORTHERN SAFETY COMPANY INC	809.12	03/19/2015
1193	GOVTEMPSUSA, LLC	784.00	03/19/2015
1183	GOVTEMPSUSA, LLC	784.00	02/27/2015
1190	DOUGLAS TRUCK PARTS, INC.	700.59	03/19/2015
1195	HAVEY COMMUNICATIONS, INC.	639.00	03/19/2015
1194	HAMPTON, LENZINI & RENWICK, INC.	595.00	03/19/2015
1207	RCM DATA CORPORATION	461.70	03/19/2015
1204	PATTEN INDUSTRIES INC. #774539	327.50	03/19/2015
1192	FRANZWA DECORATING INC.	325.00	03/19/2015
1206	PRAXAIR DISTRIBUTION, INC	276.56	03/19/2015
1185	AMERICANEAGLE.COM, INC.	275.00	03/19/2015
1209	THOMPSON ELEVATOR INSPECTION SERVICE INC.	243.00	03/19/2015
1198	LOGSDON OFFICE SUPPLY	168.71	03/19/2015
1205	POMP'S TIRE SERVICE, INC.	71.00	03/19/2015
1186	ARLINGTON POWER EQUIPMENT INC.	47.32	03/19/2015
1201	MOTION INDUSTRIES, INC.	22.61	03/19/2015
		$ 47,115.80	

Check Register
(Golf)

February Expense Summary (Golf)

Glencoe Golf Club Check Total	**$**	**17,626.93**

Bank Transfers - Detail

GOLF

Payroll Expenses

Date	Description	Amount
2/15/2015	Federal Taxes	4,312.57
2/15/2015	State Taxes	547.07
2/15/2015	ICMA	577.21
2/15/2015	Roth	150.00
2/28/2015	Federal Taxes	4,312.56
2/28/2015	State Taxes	547.07
2/28/2015	ICMA	385.54
2/28/2015	Roth	150.00
2/28/2015	IMRF	5,415.46
	Payroll Total	16,397.48

Glencoe Golf Club Bank Transfer Total	**$**	**16,397.48**
Glencoe Golf Club Grand Total (Checks and Bank Transfers)	**$**	**34,024.41**

GLENCOE GOLF CLUB
CHECK REGISTER SUMMARY
February 2015

Check	Vendor	Amount	Date
604269	TAYLOR MADE GOLF COMPANY, INC	2,826.04	03/19/2015
604256	GROWING SOLUTIONS, INC.	2,500.00	02/27/2015
604268	PETERSEN EXCAVATING	2,400.00	03/19/2015
604253	FIRST BANKCARD	1,704.88	02/27/2015
604251	CONSTELLATION NEWENERGY, INC.	1,238.08	02/27/2015
604248	22ND CENTURY MEDIA, LLC	1,000.00	02/27/2015
604259	WILLIAM S SAKAS	922.50	02/27/2015
604267	NORTH SHORE GAS	885.12	03/19/2015
604254	GEOFF LOUND	610.89	02/27/2015
604266	NORTH SHORE GAS	454.38	03/19/2015
604260	22ND CENTURY MEDIA, LLC	400.00	03/19/2015
604246	LOGSDON OFFICE SUPPLY	327.15	02/20/2015
604244	GLENBROOK AUTO PARTS, INC.	311.01	02/20/2015
604249	AT&T	307.76	02/27/2015
604261	AT&T MOBILITY	307.26	03/19/2015
604265	NORTH SHORE GAS	293.67	03/19/2015
604258	WILLIAM REGAN PLUMBING COMPANY	275.00	02/27/2015
604243	COMCAST CABLE	227.85	02/20/2015
604250	COMCAST CABLE	132.97	02/27/2015
604257	TAYLOR MADE GOLF COMPANY, INC	111.30	02/27/2015
604255	GLENBROOK AUTO PARTS, INC.	95.52	02/27/2015
604262	CINTAS CORPORATION #22	71.46	03/19/2015
604263	GLENBROOK AUTO PARTS, INC.	67.56	03/19/2015
604247	ROSE PEST SOLUTIONS	48.00	02/20/2015
604245	HINCKLEY SPRINGS	41.17	02/20/2015
604242	CINTAS CORPORATION #22	40.36	02/20/2015
604252	EMPLOYEE BENEFITS CORPORATION	15.00	02/27/2015
604264	ILLINOIS DEPARTMENT OF REVENUE	12.00	03/19/2015
		$ 17,626.93	